

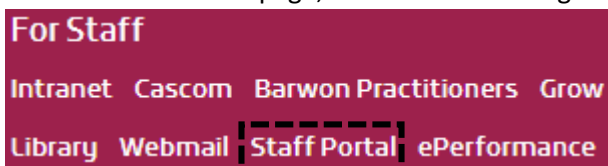
How to update the Staff Portal App on an iPhone or iPad

Please note: You do not need to uninstall the Staff Portal app before installing the update.

1. On your iPhone or iPad, open Safari.



2. In the address bar at the top, type in www.barwonhealth.org.au then press Go.
3. At the bottom of the page, look for the heading *For Staff*. Press the *Staff Portal* link.



4. At the bottom of the page, look for the heading *Link to Staff Portal App*. Press the apps.acresta.com/bh-staffportal link.
 - On iOS 9.2+, go to Settings > General > Device Management > tap on the developer's profile, and tap on Trust.

LINK TO STAFF PORTAL APP


apps.acresta.com/bh-staffportal




5. Under the heading *Install Apps*, press the *For Apple devices* link.

Install Apps

Click on the relevant link below to install the App

 **For Apple devices - Staff Portal v1.0.3 - Requires iOS 8.0 or later**

 **For Android devices - Staff Portal v1.0.2 - Requires Android 5.0 or later**

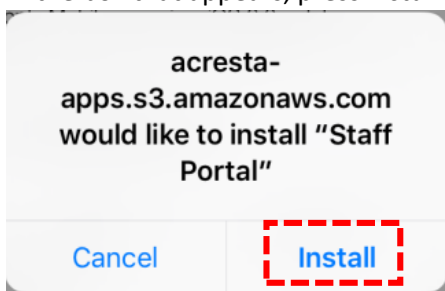


For Apple devices - Staff Portal v1.0.3 - Requires iOS 8.0 or later




For Android devices - Staff Portal v1.0.2 - Requires Android 5.0 or later

6. In the box that appears, press *Install*.



7. If you return to your home screen by pressing your home button, then go to the page where your Staff Portal icon is located, the icon should show that it is installing



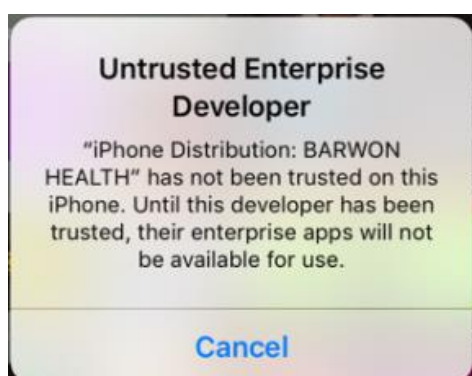
Once it has completed installing, the icon will show:



The Staff Portal app has now been updated and is ready to use.

“Untrusted Enterprise Developer” Message

Some users may see the following message if they are installing the app for the first time, or they deleted the app from the phone before reinstalling it again.

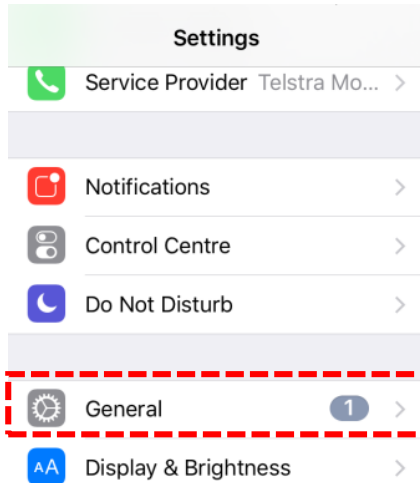


To rectify this issue:

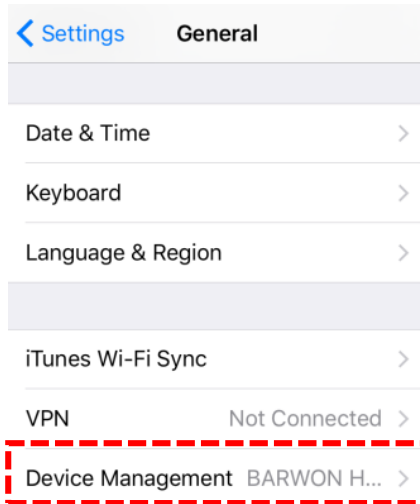
1. Open your Settings app on your home screen.



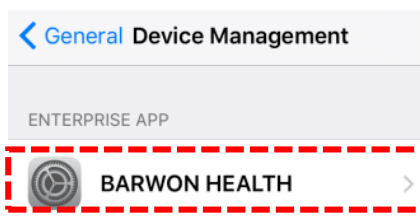
2. Press *General*.



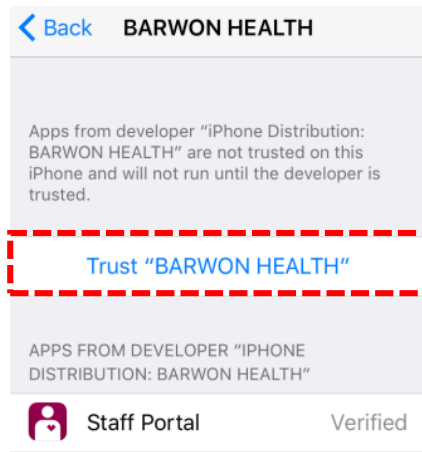
3. Scroll down to the bottom and press *Device Management*.



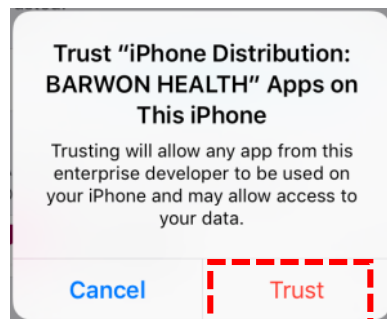
4. Press *Barwon Health*.



5. Press Trust "Barwon Health".



6. Press *Trust*.



Once you have selected trust, you will now see the following on your screen:



The app is now ready to open. Press your home button to return to the home screen then find and press the Staff Portal app icon to open.

