

Auricle

QUARTERLY PUBLICATION OF BARWON HEALTH | EDITION 3 2015



Barwon
Health



RECYCLING AT BARWON HEALTH

with Waste Management &
Cleaning Standards Coordinator
Bronwyn Aylmer

2
Closing the gap
at Barwon Health

5
Oral Health encouraging
wide smiles across the region

13
Award-winning volunteers



Contents

Message from the CEO	1
Closing the Gap at Barwon Health	2
'Long waiting' patient list cleared*	3
University Hospital Geelong™ unveils new wards	3
Milestone for Cardiology Research team	4
Imaging boost for Northern Suburbs	4
Oral Health encouraging wide smiles across the region	5
New recruitment video	6
Endocrinology clinic outreaches to Wathaurong	7
Barwon Health Library: Publications Repository	7
Patients benefit from new Superficial Radiotherapy Machine	8
BMI enhances digital resources	8
Green News: Five minutes with Bronwyn Aylmer	9
Enabling System Wide Advance Care Planning (ESWACP)	10
Staff Acknowledgements	10
Supervision and teaching in the clinical setting	11
Effective communication: Working together everyone achieves more	11
A gift of music and healing	12
Surgical collaboration achieves life-saving outcome	12



VOLUNTEER SERVICES

Award-winning volunteers	13
Farewell to a long standing volunteer	13
New Oncology Volunteer Team	14
Meet a volunteer	14

BARWON HEALTH FOUNDATION NEWS

Staff Trek Nepal for a cause	15
Get set to Run Geelong as part of team Barwon Health	15
Medimime raise funds and support for ICU	16
Gala parade set to light up the night	16
Taking e-learning to the next level	17

Auricle

The name *Auricle* is derived from an alternative anatomical term for the 'atrium' of the heart. It is also a 'homophone' for the term oracle, (sounds the same). Oracle can be defined as a source of important information. The heart reference holds significance in relation to the Barwon Health brand. At the same time it reflects the purpose of the newsletter – to share important information about our staff community.

 www.facebook.com/barwonhealth

 www.twitter.com/barwonhealth

*Note: refers to patients who have been on a surgical waiting list and have exceeded clinical guidelines for waiting.



Message from the CEO

The past few months have been an exciting time for Barwon Health as our new state-of-the-art wards were opened at University Hospital Geelong™. It was a privilege to have representatives from the Baxter family present to officially open the new Baxter Wing, which is named in honour of the Percy Baxter Charitable Trust, recognising the support and commitment the Baxter family have shown to Barwon Health since 1942.

Thank you to the staff on Baxter Wing 5, 6 and the Rapid Planning and Assessment Unit (RAPU) for your cooperation and patience throughout the move into your new work spaces.

I would like to extend my thanks to all staff that completed the 2015 Barwon Health staff engagement survey. Results from Best Practice Australia have indicated that approximately 60 per cent of all staff completed the survey. This is a fantastic outcome, as this survey provides

valuable data and feedback which can be used to drive positive change throughout the organisation and ensure we maintain a working environment that supports all Barwon Health staff to achieve world class results.

I recently attended Australia's first ever Leadership in Health Volunteering Conference; staged by Barwon Health in partnership with Bendigo Health. The conference, aimed at motivating volunteer leaders to strive for innovation and provide expert advice on how to build a successful volunteer strategy, was just one example of how Geelong is leading the way in volunteering. I think all of our staff will agree that Barwon Health is a much better health service because of the work volunteers do, and it is important that the people of Geelong want to give back to our volunteers.

I would like to congratulate the various departments across Barwon Health who have entered submissions for the 2015 Victorian Public Healthcare Awards. The awards celebrate quality, innovation and excellence in public healthcare in Victoria. We look forward to the winners being announced on 18 November.

Prof David Ashbridge / CEO



Cafe Love now open!

Open daily from 8am - 2pm

Located in the walkway between the Andrew Love Cancer Centre and University Hospital Geelong™, Cafe Love offers barista-made coffee, cold beverages and an assortment of snacks. Cafe style seating is also available in the walkway for patients, families, volunteers and staff to enjoy. Every time you treat yourself to a coffee at Cafe Love, you'll also be helping farmers and their families in Uganda through a partnership with Mannya Trading Co. and the Cotton On Foundation. All gross profits from the sale of Mannya Trading Co. coffee go back into the project to help fund further education and facilities for farmers. Pop down and grab a coffee at Cafe Love today!



Closing the Gap at Barwon Health

A number of events were held by our Aboriginal Health team recently as part of Reconciliation and NAIDOC weeks, reinforcing Barwon Health's push to close the gap and improve the health outcomes for Aboriginal and Torres Strait Islander people.

A Reconciliation morning tea event was held on May 27 and included guest speakers Chief Executive, Professor David Ashbridge and Wathaurong Aboriginal Co-operative Chair, Ms Annette Xiberras.

Also as part of Reconciliation Week, some of our staff, students, volunteers and their families enjoyed an educational experience at the You Yangs, delivered by local Aboriginal Elder Uncle David Tournier and Norm Stanley. The rain held off while the group was given an insight into Wathaurong Country and the importance and significance of Reconciliation. It was a great way to bring Reconciliation Week to a close and demonstrate how Barwon Health aims to 'change it up' for the year.

As part of NAIDOC Week, staff, patients and visitors were invited to attend a celebration event at University Hospital

Geelong™, which included a Welcome to Country and Smoking Ceremony. The event was also an important milestone for the organisation as our Welcome to Country plaque was unveiled.

The plaque will hang alongside our Statement of Intent (to Close the Gap) at the entrance of Barwon Health's 21 sites locally. Developed in partnership with the Traditional Owner Group, Wadawurrung and the Wathaurong Aboriginal Co-operative (our service delivery agency), the plaque reads:

We, Barwon Health, acknowledge the Traditional Owners of the land, the Wadawurrung people of the Kulin Nation. We pay our respects to the Elders both past and present. We thank the Traditional Owners for their custodianship of the land, and celebrate the continuing culture of the Wadawurrung people acknowledging the memory of their honourable ancestors.

We also welcome all Aboriginal and Torres Strait Islander people present today. ♦

Pictured: Staff across Barwon Health celebrated NAIDOC Week in July.

Barwon Health

We, Barwon Health, acknowledge the Traditional Owners of the land, the Wadawurrung people of the Kulin Nation.

We pay our respects to the Elders both past and present.

We thank the Traditional Owners for custodianship of the land, and celebrate the continuing culture of the Wadawurrung people acknowledging the memory of honourable ancestors. We also welcome all Aboriginal and Torres Strait Islander people present today.

OUR VALUES / RESPECT / COMPASSION / COMMITMENT / ACCOUNTABILITY / INNOVATION

Long waiting patient list cleared

For the first time since modern reporting methods were introduced some 15 years ago there are no patients on our long waiting list for elective surgery.

Surgical Services Executive Director Peter Watson said the clearing of the long waiting list was a credit to the dedication of our staff including surgeons, anaesthetists, technicians, theatre and ward nurses and administrative staff.

“What it means is that as of June 30 this year, every patient going on the elective surgery waiting list will have their surgery within the clinically recommended time period,” he said.

In 2013 the Victorian Government and the Barwon Health Board set the Surgical Services team a challenge to become one of the most efficient in the state. They wanted all patients who had been on waiting lists to have their surgery and all patients to receive their operation in a timely manner.



“In 2014 we reduced the waiting list from over 2000 to about 1200 patients and this year we have managed to maintain those numbers while clearing the long-waiting patients list to zero; a remarkable result!”

Mr Watson said the ‘treat-in-turn’ system for elective surgery, embraced by all surgeons, meant those waiting the longest for operations were treated first,

after the clinically more urgent cases were completed.

“This is a step forward in patient care and truly a great result for our community,” Peter said.

“The challenge now will be to maintain the success and I have every confidence our staff will rise to the challenge.” ♦



UNIVERSITY HOSPITAL GEELONG™ UNVEILS NEW WARDS

In late June and early July, University Hospital Geelong™ opened the doors of its new Baxter Wing 5 (Orthopaedics) and 6 (Oncology) wards and the Rapid Assessment and Planning Unit (RAPU). The new wards offer staff and the community access to modern, state-of-the-art equipment and technology. ♦

Pictured: The Rapid Planning and Assessment Unit (RAPU) team in their new work space.





Milestone for Cardiology Research team

Recently, the Cardiology Research Unit celebrated 15 years of operation.

Under the direction of A/Professor John Amerena, the unit has participated in many large scale, international research trials.

The unit has been involved in the development of a number of new therapies, treatment options and interventional procedures, which have now become the standard of care for patients with cardiovascular disease.

Over time, the growth of the department has been significant, with 15 members of staff together with 30 clinical trials and investigator initiated projects currently underway.

The ongoing expansion of the team has facilitated greater access to treatments for Geelong and the wider community. It has seen the unit at the forefront of cardiovascular research in Australia, having recently received recognition for enrolling the first patient in Australia for a large scale inpatient trial.

The Cardiology Research team extends their thanks to the Geelong community for their ongoing support. ♦

Imaging boost for Northern Suburbs

Barwon Medical Imaging (BMI) opened a brand new CT facility at the McKellar Centre in August.

The 'McKellar CT Project' commenced in January, involving all stakeholders from Barwon Health and consultancy groups from the onset. Seven months later, the end result is a purpose built imaging and CT facility with upgraded reception and waiting areas that both staff and patients will benefit from.

BMI Operations Manager, Jeff Umbers, said the new facility was a great step forward for the community.

"As the only Northern Suburbs CT facility, patients can look forward to increased access to CT scanning with no out-of-pocket costs for imaging that can be rebated through Medicare," he said.

BMI at McKellar will now provide a comprehensive imaging service for community patients including x-ray, ultrasound and CT, whilst also imaging McKellar residents as required.

As part of this project, Barwon Health has also upgraded the CT system at Geelong Private Hospital to new "low dose" technology – allowing BMI to provide the latest in low dose technology and image quality across all three Geelong CT sites.

The upgrade enables greater flexibility and improved access to paediatric scanning, which has previously been preferentially booked at the University Hospital CT facility.

"Having all three CT scanners with the state of the art low radiation dose capabilities, will also assist BMI to optimise inpatient and emergency patient CT scanning at University Hospital Geelong,™ with increased access and flexibility for bookings across all sites," Jeff said. ♦

Pictured: The new BMI reception area at the McKellar Centre.

"As the only Northern Suburbs CT facility, community patients can look forward to increased access to CT scanning with no out-of-pocket costs for imaging that can be rebated through Medicare,"

– Operations Manager, Jeff Umbers





Oral Health encouraging wide smiles across the region

Oral Health Services have been running its award-winning Wide Smiles program for three years, successfully intervening and improving the oral health of 5,305 children in the region.

Led by Dr Michael Smith and Sharon Sharp, Barwon Health and Colac Area Health Oral Health Services developed a method to improve access to dental services. The team visited 60 kindergartens throughout the region for the year to provide dental assessments including identification of early 'white spot' lesions, application of fluoride varnish and distribution of toothbrushes and toothpaste.


In addition to screening the children's teeth, parent engagement sessions were

conducted, giving adults the opportunity to ask questions, and receive information about baby teeth, diet, brushing and flossing, early-signs of decay and treatment options.

The program also comprised two virtual dental chairs travelling to remote areas, which have been created for children requiring further dental procedures. These chairs have significantly eased pressure at community dental clinics.

The program has received much positive feedback with parents reporting that their children have been confident and less anxious about their dental experience. It has been described as a good first step before children are exposed to the dental clinic setting.

Teachers reported the program as being valuable for introducing children to the dentist in a non-threatening setting, with no real interruption to classes and children even looking forward to the visits.

Most importantly, one of the barriers for children not presenting to static dental clinics has been eliminated. Through this program, parents, guardians and kindergarten children are actively supported to take responsibility for their oral health care. 

Pictured: Wide Smiles supporting oral health prevention in the community.



New recruitment video

Our Talent Acquisition team have recently been working on a Barwon Health-wide recruitment video; a new way to show potential employees what it's like to work at Barwon Health.



The aim was to try and showcase all Barwon Health's state-of-the-art facilities and as many different career opportunities as possible within three to four minutes of footage.

"With so many different career opportunities at Barwon Health, some would say it was an impossible task," said Talent Acquisition and Services Advisor, Christine Shaw.

"We started with a blank white board, let the innovative juices flow and it was decided that we could highlight our key messages using three major characters."

The video follows the stories of three characters and uses various elements to showcase what it's like to work for Barwon Health including our facilities, equipment, technology, friendships amongst colleagues, the Geelong lifestyle, career development opportunities and

the alliances between Barwon Health and Deakin University.

"We live in a very visual world and to be competitive and attract the best talent, we need to show people what it's like to work here," Christine said.

"As you can imagine, it's hard to highlight every single aspect about working at Barwon Health in three minutes, we are really happy with the overall result and we truly appreciate everyone that helped us put this together."

Our Talent Acquisition team's next project involves showcasing the work of individual departments through unique attraction videos. If you'd like a video for your department, don't hesitate to contact the team. 💖

Pictured: Lights, camera, action as staff are involved in filming the new Barwon Health recruitment video.

Endocrinology clinic outreaches to Wathaurong

In collaboration with the Wathaurong Aboriginal Co-operative Health Service, the Department of Endocrinology & Diabetes has started a monthly Endocrinology clinic at the co-op in North Geelong.

Barwon Health Endocrinologist, Dr Samantha Worboys, commenced the first clinic in March, responding to a community need for a service.

Barwon Health has a long-standing relationship with Wathaurong, which is seen as a 'one stop shop' for Aboriginal and Torres Strait Islander consumers, who traditionally have a lack of trust in the mainstream health services. The co-op has around 1,800 clients, around three-quarters of who identified as being indigenous.

The new monthly clinic provides endocrinology and diabetes specialist consultation in a familiar environment for the client.

All medical issues pertaining to this specialty can be referred with the bulk of them being diabetes. Other common endocrine issues likely to be seen include thyroid disorders, osteoporosis and other hormonal concerns such as Polycystic Ovarian Syndrome.

Before the clinic existed, many consumers with endocrinology referrals (either through Barwon Health or private providers) weren't accessing the service as they wouldn't turn up to their appointments. The new service is bulk-billed so can be claimed through Medicare.

As the clinic becomes established, it is hoped to be expanded by involving an Endocrine Registrar/Fellow and thus exposing our trainees to the particular needs of the indigenous clientele.

"This new service shows a commitment from Barwon Health to closing the health gap and complements other outreach services delivered here at Wathaurong," Wathaurong Aboriginal Co-operative Health Services Manager Renee Owen said. ♥

Pictured: Endocrinologist Sam Worboys checks Adam's blood pressure.



BARWON HEALTH LIBRARY Publications Repository

Barwon Health Library recently set up the Barwon Health Publications Repository enabling online access to all official Barwon Health electronic publications. The items will be preserved permanently, retrieved through an easy search function and available for all.

In addition to research publications, including scholarly peer reviewed journal articles authored by Barwon Health researchers, the repository archives and facilitates access to digitised documents dating from the first annual report of The Geelong Infirmary and Benevolent Asylum in 1852. The early annual reports included interesting details such as a list of all of the diseases treated during the year along with their outcomes, descriptions of strict visiting rules and a table outlining the patients' limited and measured diet. The 1852 report curiously states: "No extras be given, on Full, Half or Low diets, except Wine, Ale, Port or Spirits, which are to be given when needed at the Resident-Surgeon's discretion".

The Oral Histories project records stories and unexpected details about the institution that may otherwise not have been captured and shared so widely. Included are interviews with former Barwon Health chairs and members of the board, medical and surgical clinicians, and staff members. Additional oral histories will be added to the collection as they become available.

A recent addition to the repository is the 2014 AGM presentation by Jill Moodie, Executive Director of the Barwon Health Foundation. This visual presentation, accompanied by written text, is a history of the extraordinary commitment and community spirit demonstrated by the ongoing fundraising efforts of those involved in establishing and developing the Geelong Infirmary and Benevolent Asylum, The Geelong and District Hospital, and Barwon Health.

The link to Barwon Health Publications and Repository is on the Barwon Health Library Service site. The repository is organised in collections of official publications, oral histories, research publications and sabbatical reports.

For further information about the repository, contact the Barwon Health library library@barwonhealth.org.au.



*Patricia Heath,
Geelong Hospital Board Chair, 1979*



PATIENTS BENEFIT FROM NEW SUPERFICIAL RADIOTHERAPY MACHINE

The Andrew Love Cancer Centre (ALCC) recently received a new Xstrahl Superficial radiotherapy machine as part of a generous donation from the Cancer After Care Group.

Superficial radiotherapy can be used for the treatment of most malignant skin cancers, and some non-malignant conditions such as keloid scarring. The machine uses low energy x-rays focused on the area to be treated.

Due to its low energy, the x-ray beam energy only penetrates the top surface layer of the skin, thereby avoiding irradiation of deeper tissues. By avoiding treatment of the deeper tissues, scarring is reduced which is particularly important when treating areas around and near the face.

Superficial radiotherapy has a cure rate equal to surgery and is often the treatment of choice when surgery is difficult or not suitable due to other medical conditions.

Staff at the Andrew Love Cancer Centre was able to start using the machine on August 17. ♦

Pictured: Clinical Leader Tom Ffrench and Radiation Therapists Michelle McCarron and Kellie Marsh checking out the new Xstrahl Superficial Radiotherapy machine in the ALCC.



BMI enhances digital resources

Barwon Medical Imaging (BMI) is re-launching their website with the addition of consumer information videos, an exciting new resource for patients and staff seeking service and examination information.

The videos, produced in-house by BMI staff Andrew Ward and Christopher Morton, are designed to follow the patient journey, with each video explaining what is involved when booking an appointment, preparation required for a scan, what to expect during the examination, results and information on BMI locations.

"Producing these videos has allowed us to provide patients with the information they want, in a way internet usage is now trending," said Narelle Lawless, Acting Deputy Operations Manager of Barwon Medical Imaging.

"People are likely to get a lot more out of watching a two and a half minute video than they are from reading a page of text on the subject."

The content has allowed the BMI team to show and explain what people may experience when having complex exams such as mammograms or MRI scans with the content aimed at reassuring the patient by focusing on service and patient care.

A dummy MRI machine was used, which enabled the team to film inside a MRI scanner and illustrate exactly how the scan works.

Recent feedback from a local GP practice said "the videos would be very reassuring for our patients and this will mean they are less anxious and more comfortable about their scan".

Videos have been created for Ultrasound, OPG, CT, MRI, Mammography, PET, Nuclear Medicine and X-ray. All videos are available on the new BMI website: www.barwonmedicalimaging.com.au. ♦

Pictured: Some of the BMI team in action whilst filming their new videos.

Green News: Five minutes with Bronwyn Aylmer

Waste Management & Cleaning Standards Coordinator about recycling at Barwon Health

Why have we implemented recycling methods at Barwon Health?

We recognised that recycling at home was a daily habit for most people, and wanted staff to keep up these good habits in their work environment and other public places.

Individual waste bins were a redundant and old-fashioned way of dealing with waste; Barwon Health has adopted a system across the health service to reduce waste produced in administration areas that was previously going to landfill and to increase recycling.

What have the benefits been?

By implementing a range of recycling initiatives into our facilities, we have reduced our landfill by 28 per cent over the past six years. Recycling has increased by 34 per cent.

How does the recycling process at Barwon Health work?

Normal general waste bins at desks are substituted with a small desktop eco bin. Paper and co-mingled recycling bins are also supplied for staff to segregate waste at their work station. Staff empty their own eco bin and under-desk bins into central general recycling waste bins located in staff rooms, kitchens, foyers or corridors.

Large recycling bins are exchanged by the cleaning staff and moved to the bin holding area for collection.

What items do we recycle at Barwon Health's sites?

- Paper/cardboard
- Confidential paper
- Co-mingle (cans, bottles, etc.)
- Polystyrene
- Kinguard (surgical wrap) and shrink wrap
- Batteries
- Fluoro tubes and light globes
- Obsolete furniture
- Medical equipment
- I.T. equipment
- Telephones
- Computers
- Mobile phones
- Cartridges and toners

If you've got ideas about how we can improve our strategies to go green at Barwon Health, contact Bronwyn: BAYLMER@BarwonHealth.org.au ♥



Enabling System Wide Advance Care Planning (ESWACP)

Barwon Health and Western Victorian Primary Health Network have been working toward improving the capacity of General Practitioners (GPs) to talk about Advance Care Planning (ACP).

The two organisations were successful in a funding submission to the Department of Health and Human Services, further enabling GPs to 'have the conversation' regarding the development, review and activation of ACPs with their patients, and to facilitate the exchange of ACP information throughout the region.

The GP environment was ideally suited for initiation of the often difficult and sensitive discussions regarding ACP and medical treatment. As part of this initiative, the Advance Care Planning team at Barwon Health want interested GPs in the region to test the promotion of the My Values online tool to prompt the ACP conversation, assist the patient to identify

and communicate their preferences regarding medical treatment and assist the GP to direct them to the most appropriate service.

My Values was developed by Associate Professor Charlie Corke, Senior Intensive Care Specialist and ACP Clinical Lead at Barwon Health. This online survey tool poses a set of quality of life questions, repeated and re-asked in different ways, to establish the patient's values and views.

A report would then be generated at the completion of the survey, and used by patients to identify and communicate their preferences regarding future medical treatment. The report may be shared with others and can be used by the GP to initiate ACP conversations. By interpreting the complexity of the results together with other clinical information, the GP can determine if the patient requires referral to the Barwon Health ACP team.



As part of this initiative, existing ACP pathways will be reviewed to identify systems which facilitate the exchange of ACP information across care points, with a specific focus on general practice and regional health services providing access to urgent care.

To learn more about the My Values tool, visit: www.myvalues.org.au ♥

Pictured: ACP Coordinator, Jill Mann having the conversation about Advanced Care Planning.

Staff Acknowledgements

Congratulations to Clinical Nurse Educator, **Darren O'Mullane**, who took out first place in the "Bug-Busters Tech Troubleshooting Competition" at the Australian SimGHOSTS2015 (Gathering Of Healthcare Simulation Technology Specialists) Conference held in Queensland. The competition is used to challenge technicians and educators to set up an unfamiliar room for staff and learners who would be coming in to start their simulation scenario, where equipment was not where expected to be or had been tampered with. Darren kept his cool under pressure and completed the most tasks in the allocated time.

Congratulations to **Dr Ross Knight**, who has been presented with an Emeritus appointment following his retirement from clinical practice and from his position as the Head of Gastroenterology. Ross has been an esteemed and respected colleague at University Hospital for many years. He brought to his work great clinical skills, an empathetic and caring nature

and a sense of humour that helped those around him get through even the difficult days. He has moved to Deakin University and will be greatly missed.

Congratulations to **Dr Alastair Mander**, Consultant Physician and Geriatrician from our Cognitive, Dementia and Memory Service, who was awarded the Dementia Agency Network Geelong's first acclaimed David Hooker Award, in recognition for his 'Above and Beyond' innovative work in the dementia domain.

Diarmuid McCoy has stepped down as Director of the Pain Management Unit after leading the team for the past five years, passing two accreditations, along with seeing that all the clinical fellows passing through the unit successfully passed the specialist examination. He remains as a consultant for the unit and will focus on other pursuits. Congratulations to Diarmuid for a significant contribution to the unit over the past five years.

Dr Louise Brennan has been appointed as the new Director of the Pain Management Unit. Louise was first trained as an Anaesthetist and later added the Fellowship of the Faculty of Pain Medicine (ANZCA) as a second area of consultant specialisation. Louise, like Diarmuid, has obtained many distinctive awards and qualifications over her years of practice which includes the World Institute of Pain Fellowship of Interventional Pain Practice in 2013.

Congratulations to the **Food Services Central Production Unit (CPU)**, announced winner of the Environment and Sustainability Award at the 2015 Australian Regional Development Conference Innovation Awards for their Closed Loop Organics Composting Project. The project has raised major awareness of waste disposal and recycling throughout Barwon Health and is seen as a benchmark for sustainability by other health services in Victoria. ♥

Supervision and Teaching in the Clinical Setting

Twelve radiographers from Barwon Medical Imaging (BMI) recently completed a half-day development workshop titled Supervision and Teaching in the Clinical Setting.

The workshop, conducted by Dr Andrea Thompson, was held inside the new medical imaging facilities in the Reach building at Deakin University. Dr Thompson flew over from Auckland to conduct the workshop, held specifically for BMI staff at University Hospital Geelong™.

Throughout the workshop, Dr Thompson covered topics including different approaches to teaching, enablers and barriers when communicating with students, and ways to give quality feedback.

To demonstrate they had learned how to provide quality feedback, the radiographers watched a short video of a student completing a chest x-ray examination and completed a written formal assessment for the student.

Dr Thompson said that all health professionals were “a valuable, central and critical dimension of the supervision, teaching and learning process”, and this was why such a workshop was important for our staff. She said “health professionals are all assumed to have some level supervisory skills”.

The workshop ended with a tour of Deakin's new medical imaging x-ray laboratories, where staff were able to see where Deakin Medical Imaging students complete their on-campus training before they complete their clinical placements. ♦

Pictured: Staff Clinical Educator, Richard Mansfield putting his knowledge from the workshop into practice with Deakin student, Kate Speirs.



EFFECTIVE COMMUNICATION: WORKING TOGETHER EVERYONE ACHIEVES MORE

Barwon Health is committed to leading the way in healthcare education. Our Clinical Education and Training team actively encourages educational and collaborative practice opportunities with students whilst they are on clinical placements at Barwon Health.

A successful example of this was the first-ever interprofessional seminar on effective communication, held in mid-July. Senior staff from allied health disciplines organised the seminar after they met and recognised that similar information was being delivered to their respective groups of students on separate occasions. Meeting and comparing notes led them to ask what they could do if they pooled their efforts.

Thirty students from dietetics, occupational therapy, physiotherapy, radiography and social work participated in this innovative event facilitated by five clinical supervisors. Topics included: principles of effective communication, AIDET, ISBAR, working with interpreters, and active listening. The participants then had the chance to put their strategies into practice by working together on a number of challenging simulated scenarios.

The enthusiasm and professionalism of the facilitators and students resulted in a successful afternoon of shared learning.

The seminar was described as helpful and others who gave feedback said the interdisciplinary scenarios were great to get an idea of how other disciplines communicated with patients and the patient scenarios enabled students from all disciplines to communicate with each other and help each other grow.

Congratulations and thank you to all the allied health staff and students involved. ♦

Pictured: Seminar presenters, allied health senior staff (L-R) Nikki Lyons (OT), Shari Maver (physiotherapy), Nicole Shaw (OT), Sarah Lewis (social work), Elisha Matthews (dietetics).



Surgical collaboration achieves life-saving outcome

A patient at University Hospital Geelong™ recently underwent two life-saving emergency aortic surgical procedures; one of these operations is so complex it is generally only performed throughout Australia a few times a year.

This care demonstrated the ability of Barwon Health's surgical team to look after complex aortic problems, through a close collaboration between the cardiac and vascular surgical units.

A 41 year old healthy Geelong father of two, Dale Benness, was experiencing chest pains whilst vacuuming at home. He was then brought into the Emergency Department at University Hospital and it was predicted that he would be sent home after a short period of observation.

Unfortunately this was not the case; Dale had an acute type A aortic dissection and required emergency surgery. The surgery was performed by Barwon Health Cardiac Surgeon, Dr. Cheng-Hon Yap, and involved an open heart operation, use of the heart-lung machine, cooling down the body to 16 degrees and switching off whole body circulation of blood (deep hypothermic circulatory arrest) to replace the ascending aorta.

Dr. Yap said this particular operation is performed around a few times per year in Geelong as the emergency treatment for Type A aortic dissections.

The most remarkable aspect of Dale's story, however, was what followed.

Two days after the first operation, he had a second life-threatening complication. The aorta in the chest beyond the area replaced occluded, causing lack of blood flow to the lower body including his kidneys and bowel. Dr. Yap and Barwon Health Vascular Surgeon, Dr Mayur Krishnaswamy performed a second round of emergency surgery in which they rerouted Dale's head and neck vessels and placed a stent-graft across his aortic arch.

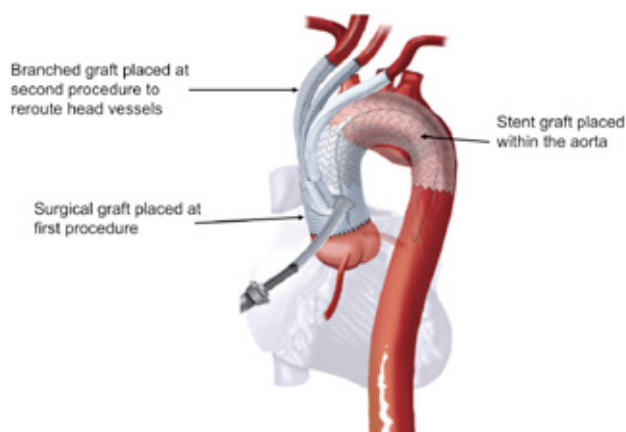
"This is rarely done and a new procedure – this type of operation would be one of a handful performed throughout Australia in a year," said Dr. Yap. "I have never before performed this operation or seen this type of complication happening".

The ability of our cardiac and vascular units to work closely together ensured the best outcome could be achieved for patients with complex aortic problems and allowed Dale to survive. This teamwork has facilitated open discussion between cardiac and vascular surgeons, allowing for the strengths of both units to be applied in decision making and surgical technique.

In the past decade, technological advances in Cardiovascular Surgery have improved patient outcomes and recovery times for life threatening conditions. Our Barwon Health surgeons have pursued and adapted to these techniques, to ultimately benefit the local community.

Dale made an uneventful recovery and was able to return home to be with his young family. 💎

HYBRID AORTIC ARCH REPAIR



A GIFT OF MUSIC AND HEALING

The Therapies Team at Swanston Centre and Pastoral Care Services team were recently the recipients of a Reverie Harp thanks to Wesley Uniting Church, Geelong City Parish.

The Reverie Harp is the brainchild of Geelong's Peter Roberts, Music Thanatologist. The harp is tuned so that anyone can play beautiful, soothing music to calm the spirit, bring healing to the soul, give a person something to relate to beyond illness, provide a gentle diversion allowing conversation to flow where previously there had been awkwardness or anxiety and bring comfort and peace to dying patients and their loved ones.

The harp was presented to Rev'd Rosemary Maries, Pastoral Care Coordinator at University Hospital Geelong,™ by Peter Roberts during a service at Wesley Church in July.

There is now a harp for the Swanston Centre to use any time instead of sharing one between all areas of University Hospital.

The Therapies Team at Swanston Centre and Pastoral Care Services thank Wesley Uniting Church for this most gracious and enduring gift for clients, carers and staff. 💎

Pictured: A Reverie Harp for the Swanston Centre: presented to Rev'd Rosemary Maries, Pastoral Care Coordinator by Peter Roberts.



Award-winning volunteers

At the 2015 Minister for Health Volunteer Awards in May we were successful in two categories.

Outstanding Achievement by a Young Volunteer was awarded to our Mental Health volunteer, Opal. Opal began volunteering at the Swanston Centre in 2014 and has proven to be an invaluable member of the team, demonstrating great interpersonal skills and understanding, utilising her empathy and active listening.

Our Veteran Support Volunteer Program was presented with the Outstanding Achievement by a Volunteer: Improving the Patient Experience Award. This award was to acknowledge an outstanding achievement that improves a client or patient's experience of care. One of our Veteran Support Volunteers, Lyn, accepted the award on behalf of the group. ♦

Pictured: Proud winners: Opal and Lyn with their Minister for Health Awards.

FAREWELL TO A LONG STANDING VOLUNTEER

Volunteer Services sadly said farewell to a longstanding volunteer, Helen Fulton, who passed away peacefully on July 13 after a long battle with illness.

Helen donated 25 years of service to Barwon Health as a Hospital Support Volunteer and we are eternally grateful for her loyalty, generosity and commitment to supporting the hospital and patients.

Our thoughts are with Helen's loving husband Kenny and sons Stephen and Geoffrey. We also thank them for allowing Helen to spend so many years with us here at Barwon Health. She will be greatly missed.



New Oncology Volunteer Team

In early June, Volunteer Services welcomed 25 new recruits who now play a vital role in supporting the Oncology Ward on Baxter Wing 6 at University Hospital Geelong™

This team of passionate and dedicated volunteers is the first point of call to all visitors in the new Oncology Unit, and provide much needed social and recreational support for patients.

The team completes various tasks, including guiding visitors to patient rooms or other facilities within the ward or hospital, assisting nursing staff with patients on arrival and departure and accompanying nursing staff with patient belongings to transport on discharge or ward transfer.

They provide patient support, which involves offering companionship and company, assisting patients with meal trays, making tea and coffee, setting up activities, assisting with the art activity

program, providing hand massages and accompanying patients to and from internal hospital appointments.

The volunteers also support family members and visitors; providing emotional support and companionship, notifying relatives when they can revisit the bedside, distribute and communicate unit information and offer refreshments. ♦

Pictured: Our new volunteer team provide vital support to the Oncology Ward.

MEET A VOLUNTEER

Introducing 23-year-old Heshani; a member of the Oncology Volunteer team and one of Barwon Health's newest volunteer recruits.

What made you decide to apply to volunteer at Barwon Health and in the Oncology Unit?

I applied to volunteer at Barwon Health because I wanted to be productive during my gap year from university; I intend on pursuing a career in the health sector so I thought it would also be a good opportunity to get some insight into the field. I wanted to volunteer at the Oncology Unit specifically because I have personal acquaintances that have battled cancer.

What does your role entail?

My role is comprised mainly of assisting the staff with administration tasks and visiting patients in the ward.

What advice would you give to other people thinking about volunteering?

I would encourage them to apply, it's a great experience and there are a variety of roles to choose from. The staff and the other volunteers are very friendly and the patients are especially fun to visit as they are usually so cheerful and positive despite their health complications; you definitely learn a lot from them. ♦





Staff Trek Nepal for a cause

This October, 10 keen trekkers will set off to Nepal for an eight-day trek in support of the Barwon Health Foundation.

The Nepal challenge will explore the trails in the Sagarmatha National Park to view many of the world's highest peaks, including the summit of Everest. The group will also visit the Khunde Hospital, Thyangboche Monastery as well as local villages and immerse themselves into the culture of the Sherpas and their families.

All of the trekkers have been busy fundraising to support a department or project within Barwon Health as part of their challenge. Some are choosing to support #ProjectLove, Mental Health or the Emergency Department.

If you are keen to go on the next adventure to support Barwon Health,

registrations for the next HUMA fundraising trip are now open. The Inca Trail Challenge starts 29 April 2016, and has already received a lot of interest with a few spots already confirmed.

This 13 day trip will take in the splendour of Cusco with its churches, cathedrals, plazas, markets and cultural heritage walking in the beautiful Sacred Valley to view ancient Inca salt pans and include the Inca Trail trek to Machu Picchu with dramatic mountain views.

If you are interested in taking part in this trek for a great cause, please contact Hayley at the Barwon Health Foundation: hayley.johnston@barwonhealthfoundation.org.au or 4215 8904. ♥

Pictured: Barwon Health trekkers prepare for adventure.



GET SET TO RUN GEELONG AS PART OF TEAM BARWON HEALTH

Run Australia is calling on the people of Geelong to come together on 22 November to run, walk or roll in the 2015 Run Geelong; a community initiative that will raise much-needed funds for the redevelopment of the Maternity Day Assessment Unit at University Hospital.

This exciting event forms part of Cotton On's Run Australia program, which aims to increase engagement in regional communities by bringing people together for a fun event, whilst raising funds for a cause that will improve health services in the area.

Run Geelong will be jam packed with entertainment including a main stage headlining performer, bands and DJs on the course, Cotton On Kids Zone, food trucks and other free activities for all ages.

Fellow Run Geelong ambassadors to fly our flag and participate on the day include Geelong Cats Captain Joel Selwood, Fashion Blogger Nadia Bartel, Australian netballer Madison Robertson and Australian Paralympian Richard Colman.

Run Geelong offers something for all ages and fitness levels, making it easy for everyone in the community to sign up to the challenge. You can participate in a 6km or 12km run, a 6km family walk, or the 1km kids run.

Both the 12km and 6km courses begin at Eastern Gardens and follow a scenic route that takes in landmarks and roads that are normally off-limits to the general public. The event is proudly presented by GMHBA with the different courses supported by Market Square, Cotton On Body, Edge Financial Partners and Cotton On KIDS.

Registrations for Run Geelong are now open. For further details and to register, head to the Run Australia website www.runaustralia.com.au. ♥



Medimime raise funds and support for ICU

Medimime brought Cinderella to life last year in its latest theatre show in support of Barwon Health.

The show raised \$27,500 for the Intensive Care Unit (ICU) at University Hospital Geelong,™ which was used to purchase vital equipment that will improve the level of care provided to the patients in the ward.

This donation allowed the ICU to purchase a Babylog; a module added to a newer generation of ventilator for

use on babies. This machine is at the forefront of technology, interfaces with existing ventilators in the ICU and is capable of monitoring and offering advanced respiratory care for infants. This piece of equipment will reduce the need for infants and their families to be transferred to Melbourne for treatment.

Medimime has been a long supporter of Barwon Health and contribute significantly to a chosen department within Barwon Health each year. ♦

Pictured: Medimime handing over their donation to ICU staff. L-R: Fairy Godmother – Jenny Gore (HW3 Nurse), Neil Orford – ICU Director, Jill Lamb-Jenkins – ICU NUM, Cinderella – Hannah Stolz, Prince Charming – Alicia Neels (Pharmacy Department).

GALA PARADE SET TO LIGHT UP THE NIGHT

Geelong's iconic Gala Parade will light up the streets of Geelong on Saturday, 14 November as it celebrates the 99th anniversary as a twilight Christmas parade.

In preparation for the centenary celebrations in 2016, the Gala Parade will bring the magic of Christmas to the Malop St route with a spectacle of lights, children's characters, marching bands, community groups and Santa.

Cementing Geelong's status as the Christmas capital of regional Victoria, the twilight parade will help bring sparkle to the much loved historic parade.

To enter a float or for more information go to galaday.com.au or contact Hayley on 4215 8904. ♦





Taking e-learning to the next level

The Acquired Brain Injury (ABI) Education Project and the Communication Access Advisory Committee, with the support of the Barwon Health Foundation, have successfully obtained a \$63,000 grant to create an innovative e-learning tool.

The tool will include modules on topics related to brain injury, designed for those working in the ABI sector, together with communication access, which will be aimed at Barwon Health staff.

The grant project, funded by the Perpetual 2015 IMPACT Philanthropy Program, will use contemporary e-learning principles

and strategies to engage e-learners, such as video testimonials, reflective questions, myth busting quizzes, and video branching scenarios which create a 'choose-your-own adventure' style of scenario learning.

The development of the e-learning package will follow a collaborative community approach, drawing on the expertise of consumers, family members, and staff at all levels from a range of positions to create the content. Work on this exciting project is set to commence in September.

If you want to know more about the project or if you wish to be part of an email advisory panel, contact Suzanne Evas, e-learning Project Manager on 4215 5456 or email abiproject@barwonhealth.org.au

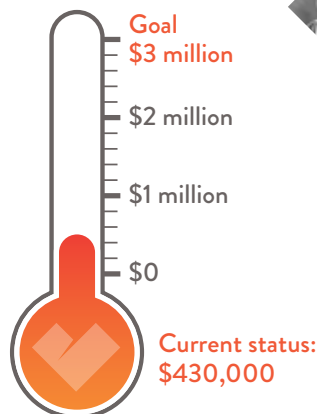
Pictured: Suzanne Evas giving Natalie Anderson and Jen Bennett a run through of the plan for the new e-learning tool.



#ProjectLove

CANCER TREATMENT REDEVELOPMENT

Thank you to everyone who has supported the redevelopment of the Andrew Love Cancer Centre Chemotherapy Dayward and Pharmacy to date. To set up your own fundraiser or to make a donation go to www.barwonhealthfoundation.org.au or drop in to the Barwon Health Foundation office at 283 Ryrie Street, Geelong.



Barwon Health Locations

University Hospital Geelong™	Bellerine Street, Geelong T 4215 0000
Corio Community Health Centre	Gellibrand Street, Corio T 1300 715 673
Belmont Community Health Centre	1-17 Reynolds Road, Belmont T 1300 715 673
Torquay Community Health Centre	100 Surfcoast Highway, Torquay T 1300 715 673
McKellar Centre	45-95 Ballarat Road, North Geelong T 4215 5200
Newcomb Community Health Centre	104-108 Bellarine Highway, Newcomb T 1300 715 673
Belmont Community Rehabilitation Centre	1-17 Reynolds Road, Belmont T 1300 715 673
Anglesea Community Health Centre	McMillan Street, Anglesea T 1300 715 673
Mental Health, Drugs and Alcohol Services	Swanston Street, Geelong T 1300 094 187

Please note: this is not a complete listing of Barwon Health sites.

www.barwonhealth.org.au



OUR VALUES
RESPECT
COMPASSION
COMMITMENT
ACCOUNTABILITY
INNOVATION